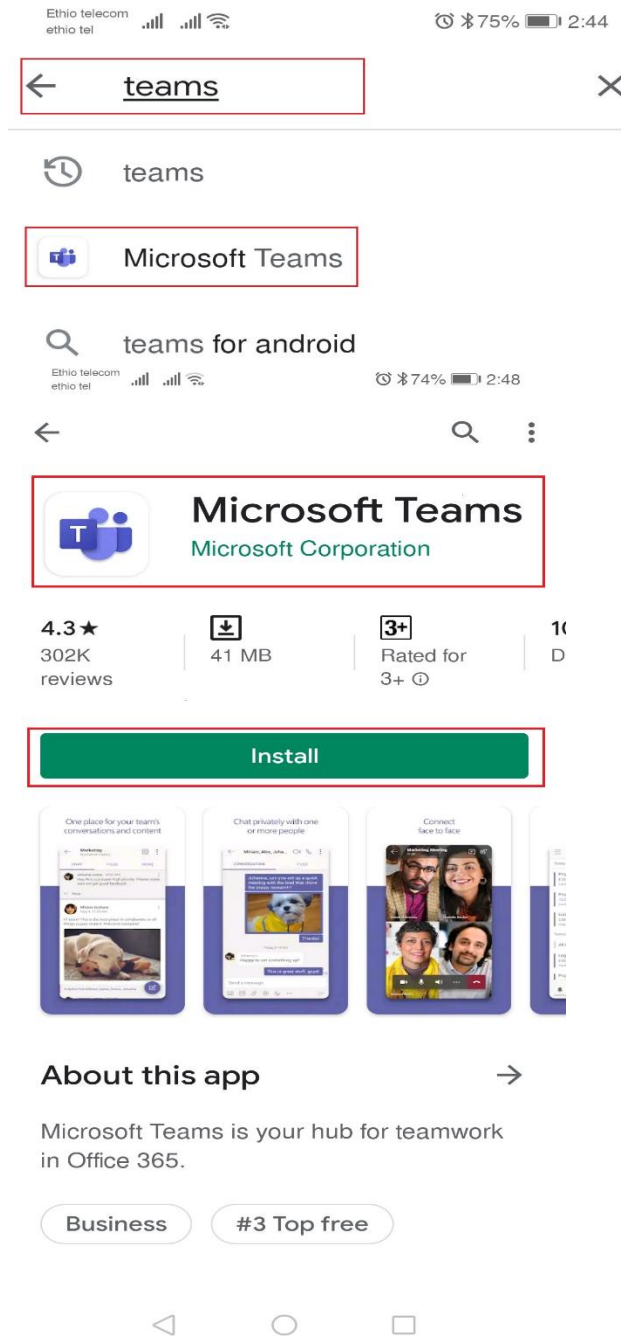


How to download Microsoft Teams

1. For android devices:


- Go to Play Store and on the “Search for apps...” box type “teams” and press the search icon.
- Select “Microsoft Teams” among others
- Then Microsoft Teams will appear and just press the “Install” button.
Please see the two screenshots below.



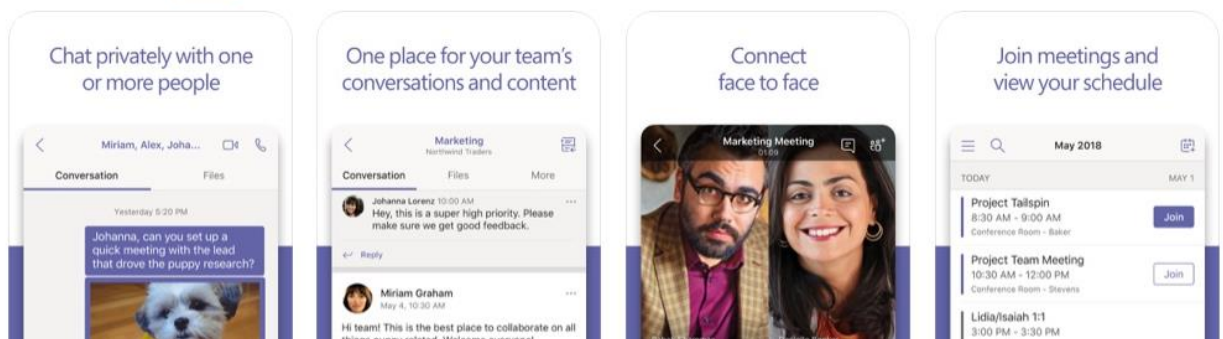
2. For Apple devices:

- Go to App Store and type “Microsoft Teams” on the search box. Select Microsoft Teams and install. Please see the screenshot below.

App Store Preview

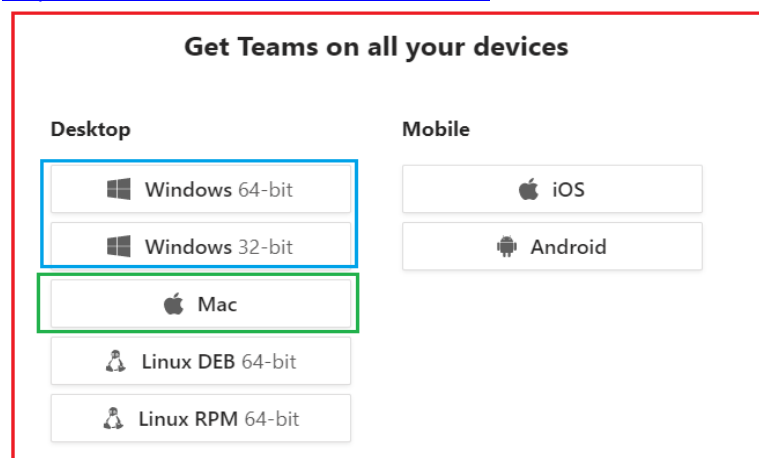


Screenshots iPhone iPad



- ## 3. For Windows PC (Laptop or Desktop) and Mac, you can download from the below link and select according to your system. Please see the screenshot below.

<https://teams.microsoft.com/downloads>

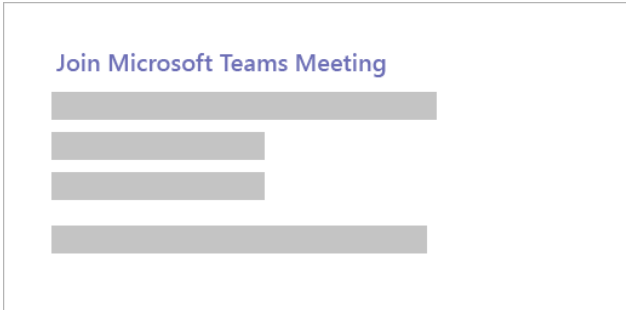


How to join a meeting in Teams

Teams meetings are best when you join them from the Teams app on your device or Teams on the web. Below are the most common ones used in our environment now .


1. Join by link

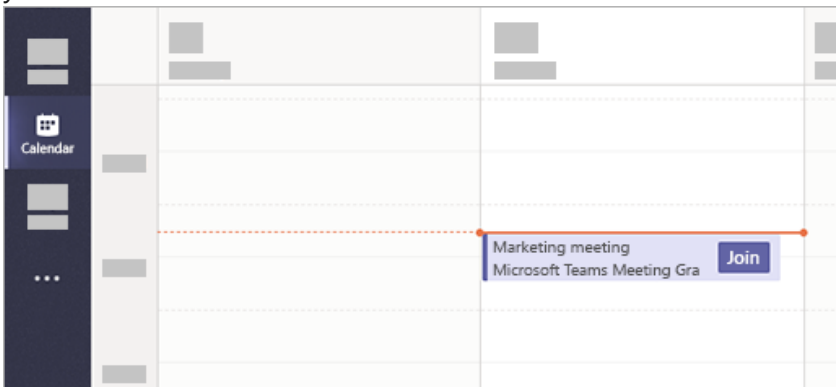
All you need to join a Teams meeting is a link.



Select **Join Microsoft Teams Meeting** in your meeting invite to be taken to a page where you can choose to either join on the web or download the desktop app. If you already have the Teams app, the meeting will open there automatically.

2. Join from Calendar

Select **Calendar**  on the left side of the app to see your meetings. Find the meeting you want, and then select **Join**.



Or, if someone starts the meeting, you'll get a notification you can use to join.

For more details, go to

<https://support.office.com/en-us/article/join-a-teams-meeting-078e9868-f1aa-4414-8bb9-ee88e9236ee4>